2027 Spring Funding Request – Application Preview

How to apply for a grant from Anschutz Family Foundation:

Go to our website at https://anschutzfamilyfoundation.org/ and click on the "Grantee Login" tab at the top left side of the webpage. If you have a grants portal account, you will be prompted to log in. If you do not have an account, you will be asked to set up an account before you may apply. If you have any questions or problems, please contact us at 303.293.2338 or info@anschutzfamily.org.



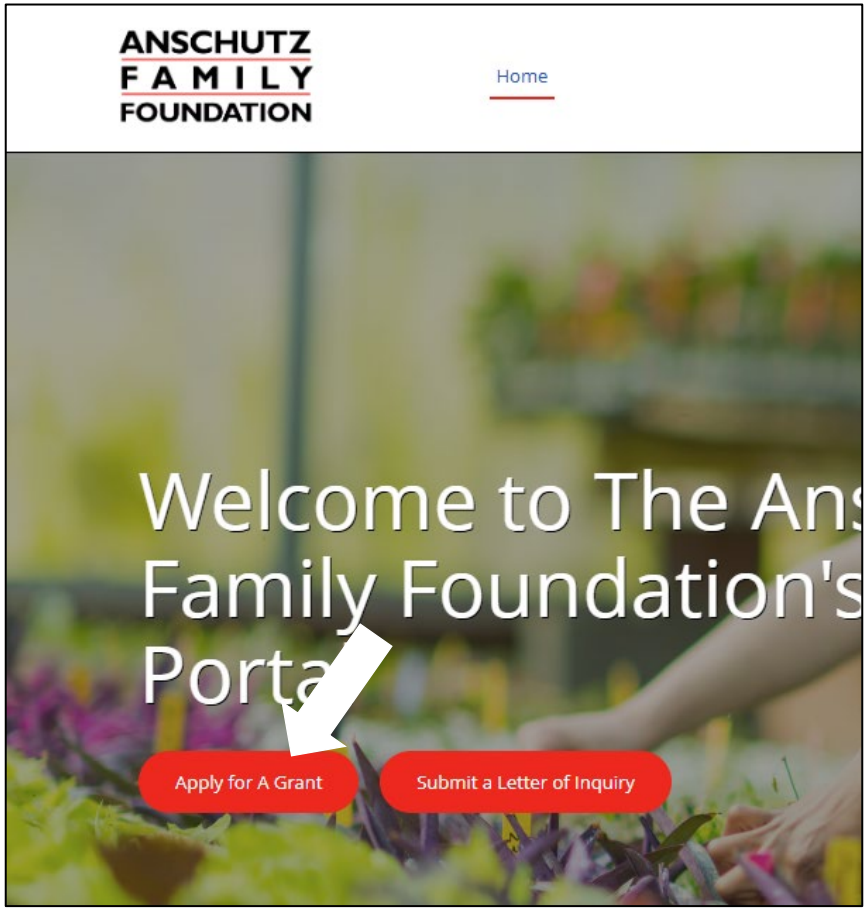

Once you are logged in, click on "Apply for A Grant" on the right side of the webpage.

Next, you will see a page which shows application instructions. Click on the name of the Funding Program to start your application *(see screenshot below)*.

Instructions for Starting an Application:

- Click on the **Funding Program Name** to start a new application.
- If you have already started an application, click on the **My Grant Applications and LOIs** tab located at the top of the page to find your in-progress application.
- To preview a copy of our grant application, click **here**.

The Anschutz Family Foundation accepts online grant applications twice each year. Organizations may submit one application during any 12-month period.

SPRING GRANT CYCLE	FALL GRANT CYCLE
January 15 Deadline	**July 1 Deadline**
APPLICATION PERIOD **December 1 – January 15 at 5:00 p.m.**	APPLICATION PERIOD **June 1 – July 1 at 5:00 p.m.**
FUNDING DECISIONS **Late May**	FUNDING DECISIONS **Late November**

Questions? Contact Roberta Sladovnik, Grants Manager, at info@anschutzfamily.org or 303-293-2338

- OPEN GRANT APPLICATIONS

Funding Program Name
2027 Spring - General

Instructions for Starting an Application

- Click on the **Apply** button to start a new application.
- If you have already started an application, it can be found by clicking on **My Grant Applications and LOIs** in the menu above.
- To preview a copy of our grant application, click here.

Questions? Contact Roberta Sladovnik, Grants Manager, at info@anschutzfamily.org or 303-293-2338.



Apply

To continue, you must click the red "Apply" button.

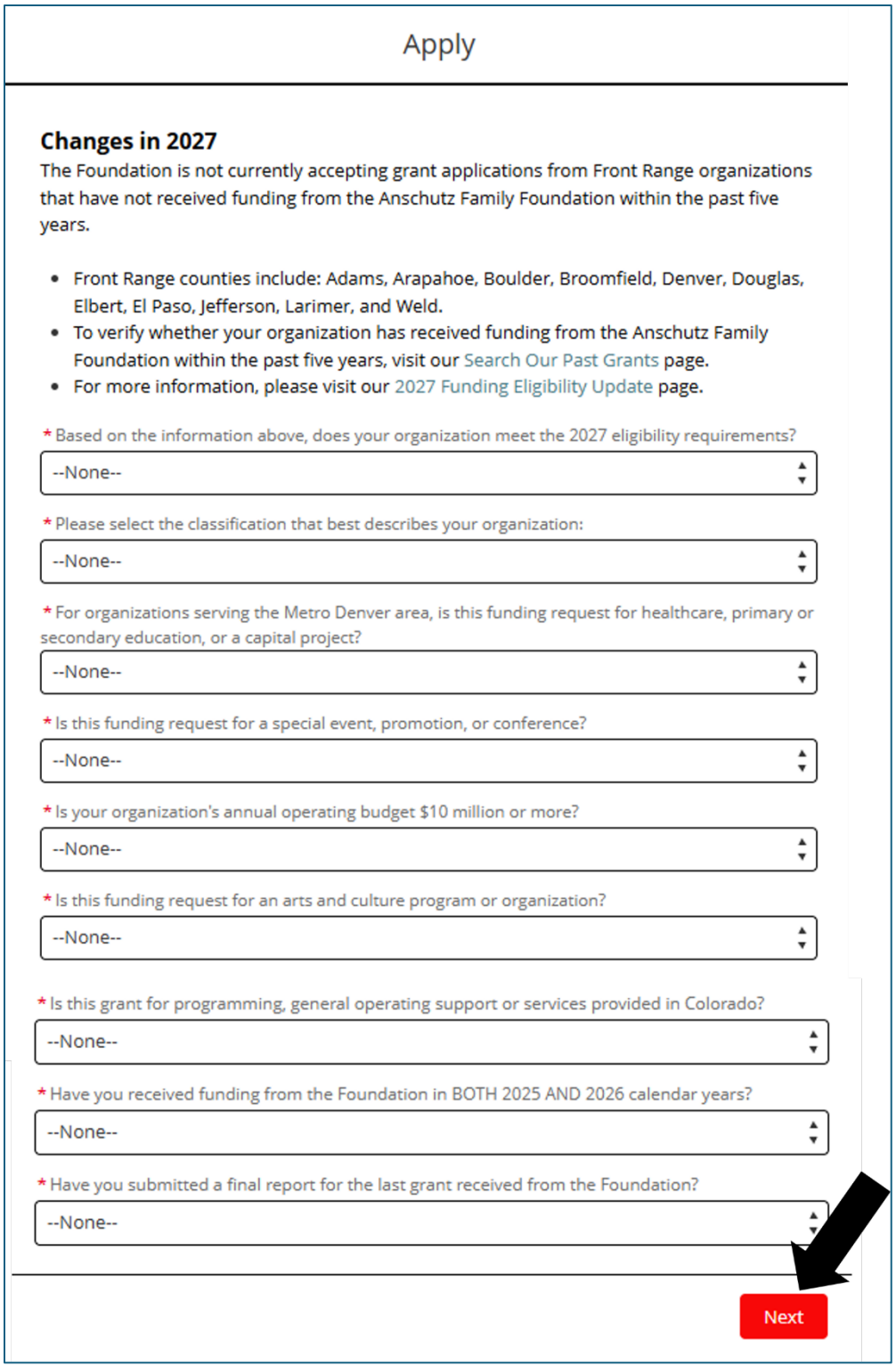

After you click "Apply," you will be presented with an Eligibility Quiz to determine if your organization is eligible to apply for a grant from Anschutz Family Foundation.

Please contact us at 303.293.2338 or info@anschutzfamily.org if you have any questions regarding your Eligibility Quiz results.

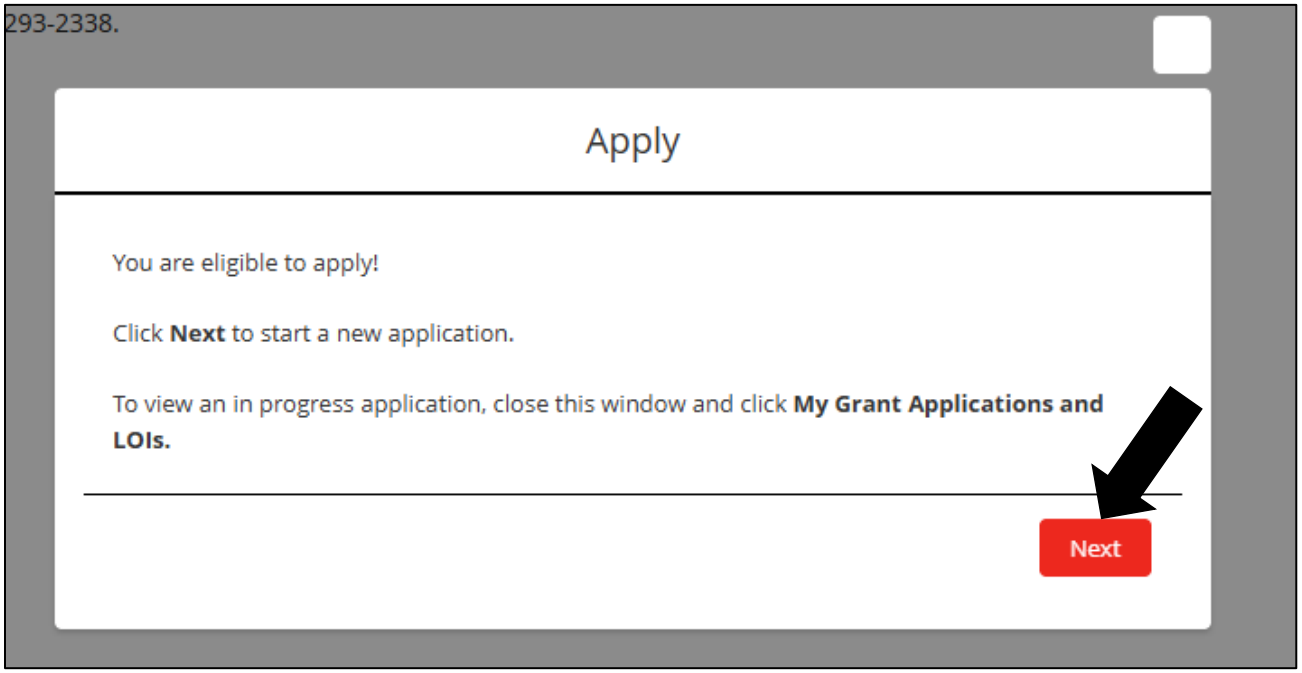

If your organization is eligible to apply, click "Next."

The application will open in the Organization Information section. If you have previously applied to AFF, some of this information may be pre-populated.

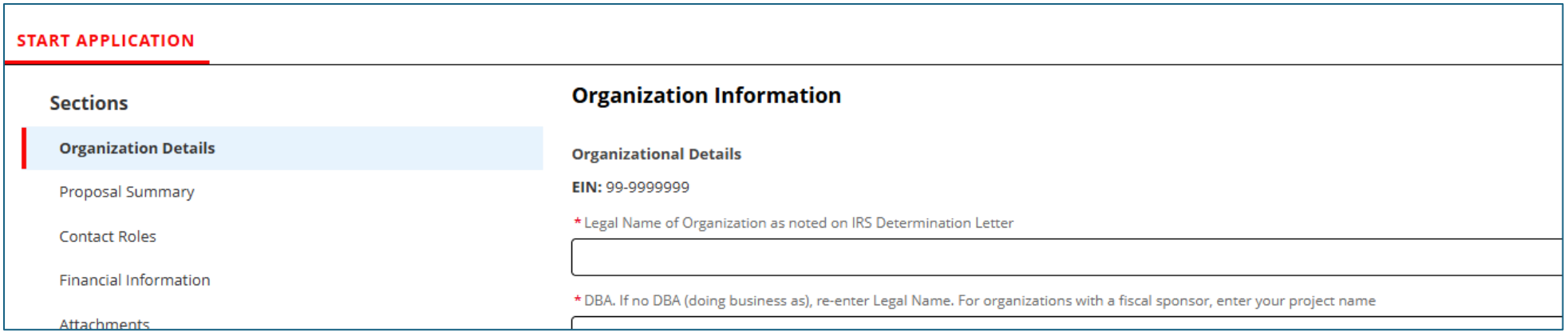

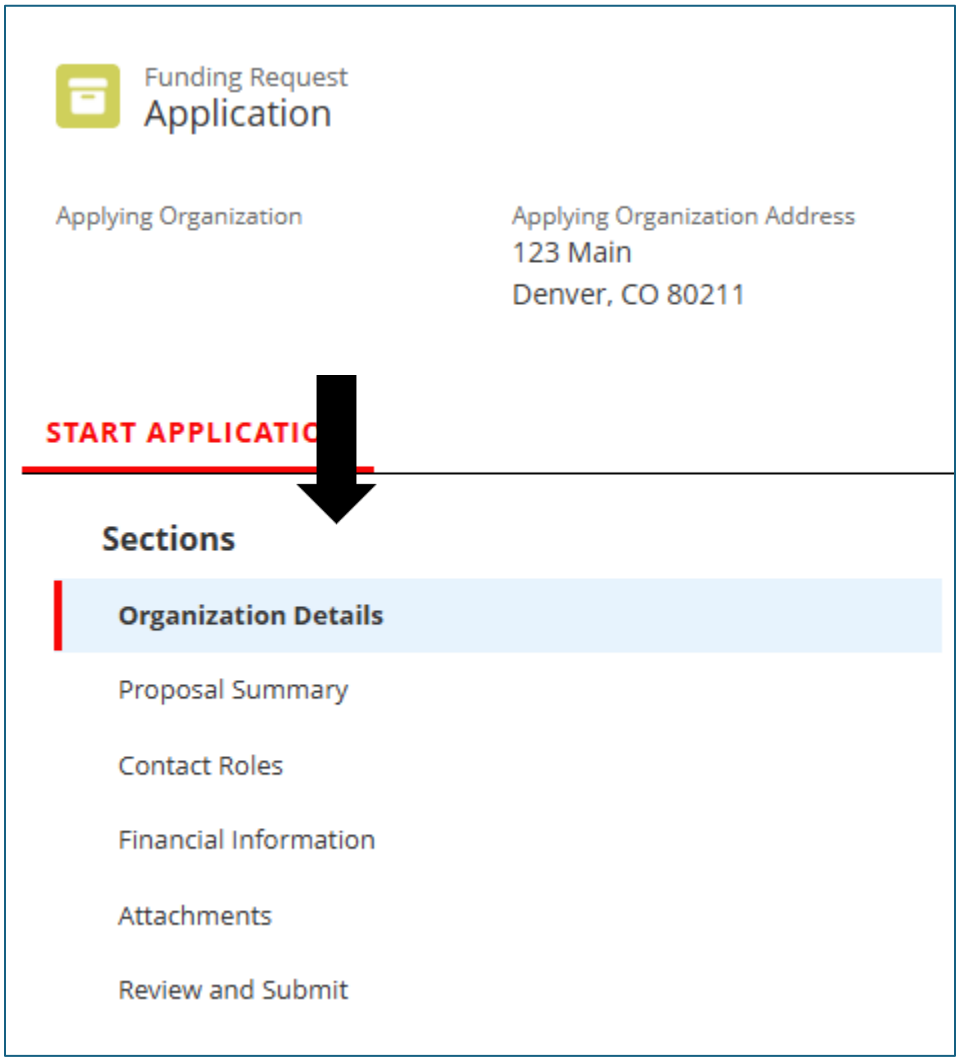

Navigate the application using the links on the left.

NOTE: You may navigate back and forth in the application in any order, however, you must populate information in every field before you can navigate away from a page.

Organization Information

Organizational Details

EIN: 99-9999999

* Legal Name of Organization as noted on IRS Determination Letter

.

* DBA. If no DBA (doing business as), re-enter Legal Name. For organizations with a fiscal sponsor, enter your project name

Roberta's FAKE Nonprofit

* Tax Exemption Status

Using a Fiscal Sponsor

Organization Mailing Address

* Mailing Street

123 Main

* Mailing City

Denver

* Mailing State

Colorado

* Mailing Zip Code

80211

☐ Physical Address is the Same as Mailing Address

Organization Physical Address

* Physical Street

123 Main

* Physical City

Denver

* Physical State

Colorado

* Physical Zip Code

80211

Fiscal Sponsor Address

* Fiscal Sponsor Name

.

* Fiscal Sponsor EIN

1111111111

* Fiscal Sponsor Mailing Street

123 Main

* Fiscal Sponsor Mailing City

Denver

* Fiscal Sponsor Mailing State

Colorado

* Fiscal Sponsor Mailing Zip Code

80211

If this information was pre-populated, please ensure that it is correct.



Make sure that you click the red "Save" button before navigating to another section of the application. As you move through the application, there will be drop-down menus to help you.



* Program Area - Select the program area that best matches the purpose of this proposal

Senior Programs

-- none selected --
Civic, Community, and Capacity Building
Crisis Intervention
Early Childhood Development
Food/Shelter/Homeless
Humane Animal Services
Low-Income Housing
People with Disabilities
Self-Sufficiency
Senior Programs
Youth Development
Not Sure

* To what extent does your organization focus on veterans and/or their families?

We serve veterans and/or their families, but they are not our primary focus

--None--
We serve veterans and/or their families, but they are not our primary focus
We focus on veterans and/or their families
We do not serve veterans

* Counties Served Specific to this Proposal - hold down 'CTRL' to select more than one option

Colorado Statewide
Outside of Colorado
Adams
Alamosa
Arapahoe

Save

If you forget to include information, the system will highlight it in red for you.



Take special note of the date format. You may also click on the calendar and choose your date instead of typing it.

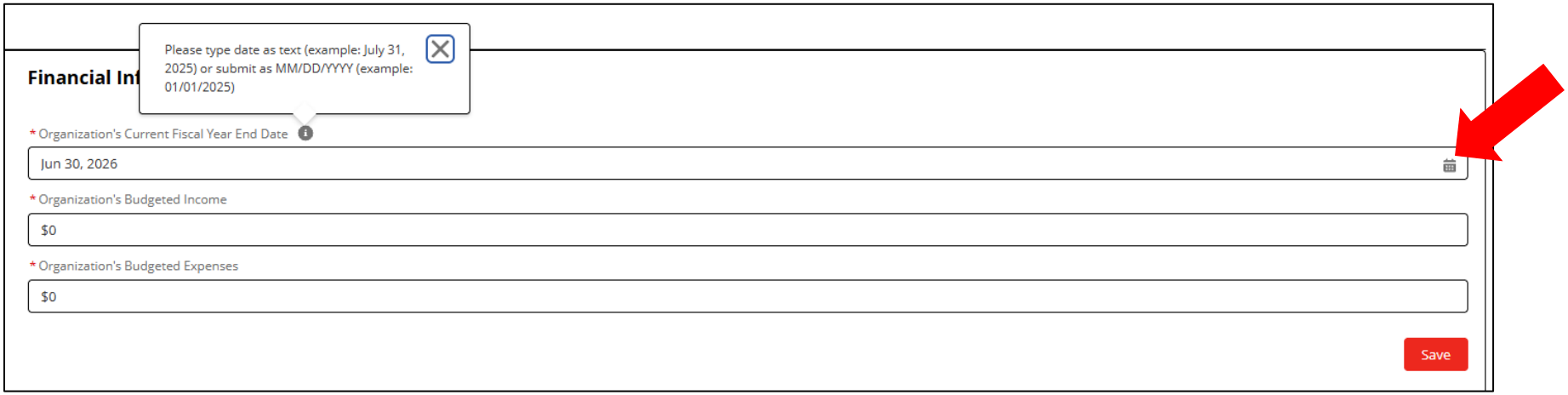

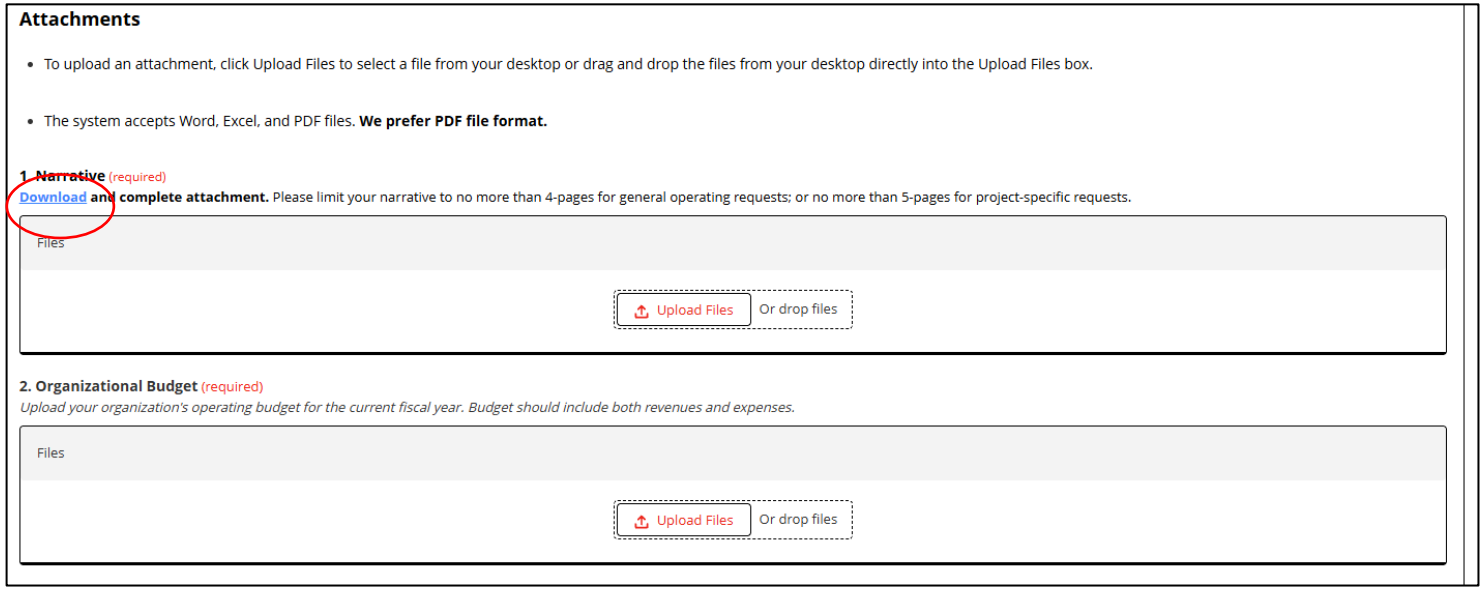

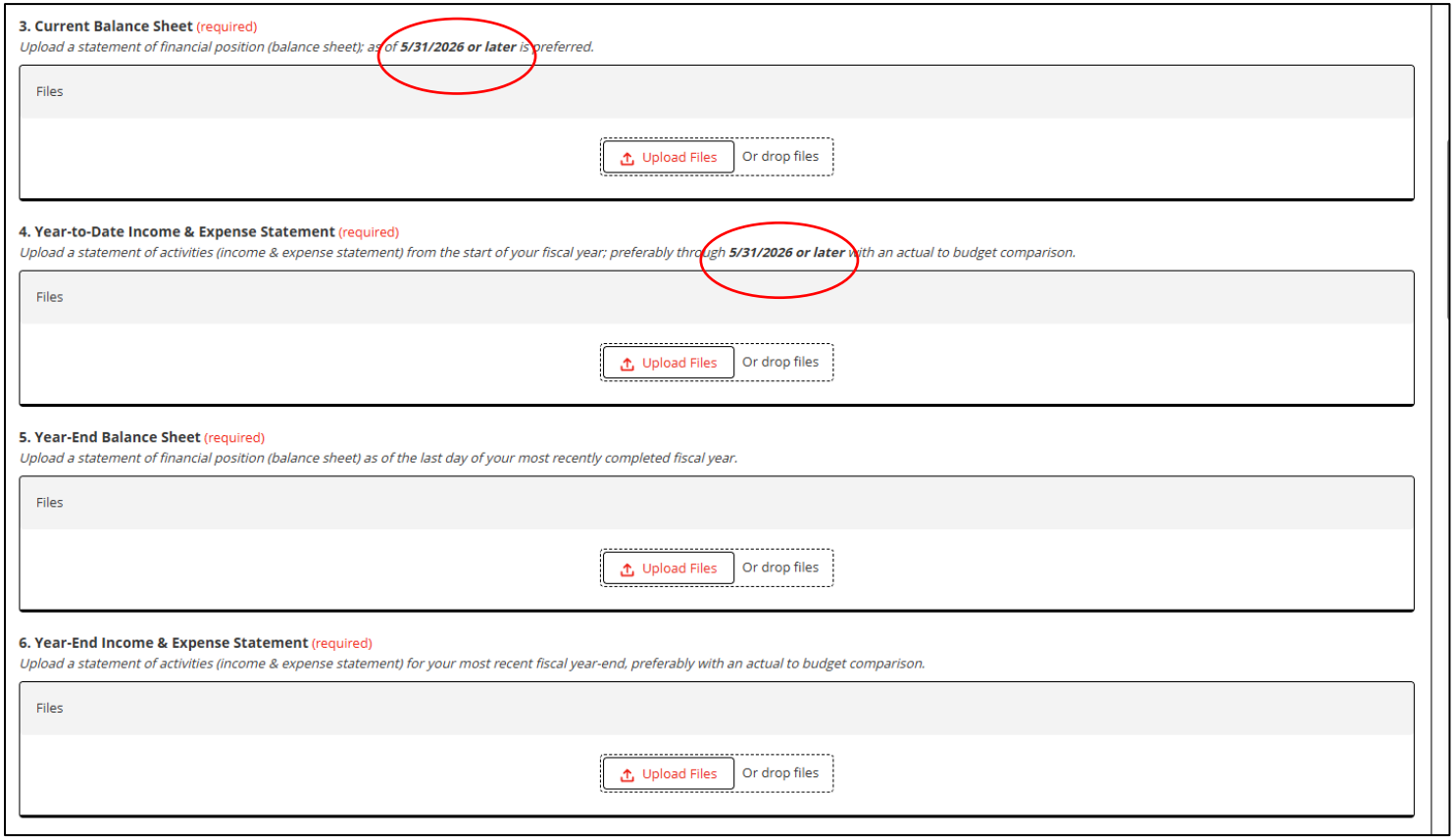

Some attachments are requested in a specific format. Please download the attachment, complete it, and then upload it to your application.

It is not necessary to upload all attachments at one time. You may upload them as you complete them.

Please note that some financial information is requested with specific dates.

7. Audit or Financial Review (required)

Upload your most recently completed audit or financial review. If your organization does not have either, please upload a document letting us know.

Files

Upload Files Or drop files

8. Sources of Income Table (required)

Download **and complete attachment** for the organization as a whole, based on actual revenue received in the most recently completed fiscal year (not budgeted revenue for the current fiscal year).

Files

Upload Files Or drop files

9. Major Contributors List (required)

Download **and complete attachment** providing a list of major government and foundation contributors for the previous two fiscal years.

Files

Upload Files Or drop files

10. Board of Directors List (required)

Include the following information for each board member: position(s) on the board (officer and committee); occupation and name of employer/affiliation; city or county of residence; and term end date.

Files

Upload Files Or drop files

11. IRS Determination Letter (required)

Files

Upload Files Or drop files

12. Anti-Discrimination Statement (required)

Upload your organization's anti- or non-discrimination policy that is dated and adopted by the board of directors.

Files

Upload Files Or drop files

13. Key Staff List (required)

Include the year that each key staff member started with the organization; their title; as well as their brief qualifications and background.

Files

Upload Files Or drop files

14. Annual Report

If your organization produces an annual impact report, please share it with us.

Files

Upload Files Or drop files

15. Evaluation Results

Provide the organization's most recent key evaluation results or findings. This may include formal evaluation results or simply a summary of key client demographic information, outputs or outcomes from the prior year.

Files

Upload Files Or drop files

16. Explanation of Financials

Provide an explanation if there are significant annual fluctuations, an operating deficit, and/or anything else to note.

Files

Upload Files Or drop files

17. Fiscal Sponsor Agreement (required)

Provide the current, signed memorandum of understanding or the contract between the project and the fiscal sponsor.

Files

Upload Files Or drop files

Cover Letter

Files

Upload Files Or drop files

Approximately how many hours did it take to complete this application?

*example: type "4" for 4 hours.

4

Save

After you have saved all your information and uploaded your attachments, click "Review and Submit" on the left side navigation and the next screen will show your application details. Scroll through the page and review them carefully.

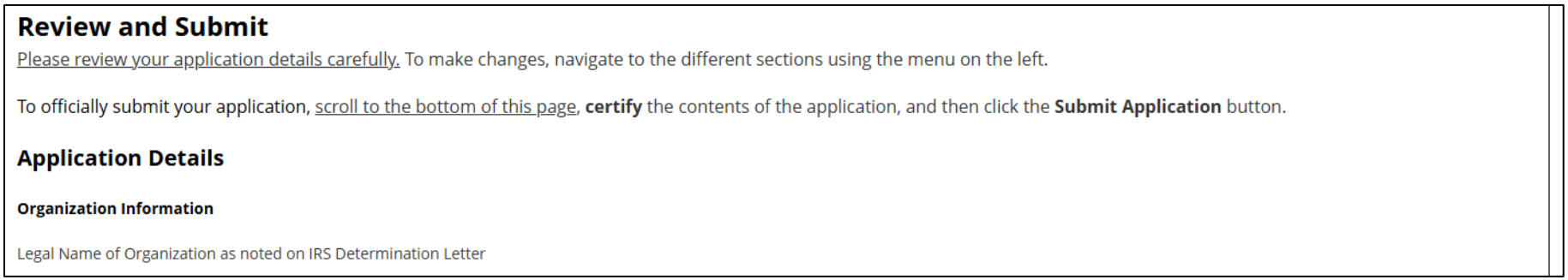

If you are sure that everything is correct, scroll down to the bottom of the screen and click "Yes/Certify" to show the red "Submit Application" button. If you do not click "Yes/Certify," the "Submit Application" button will not appear.

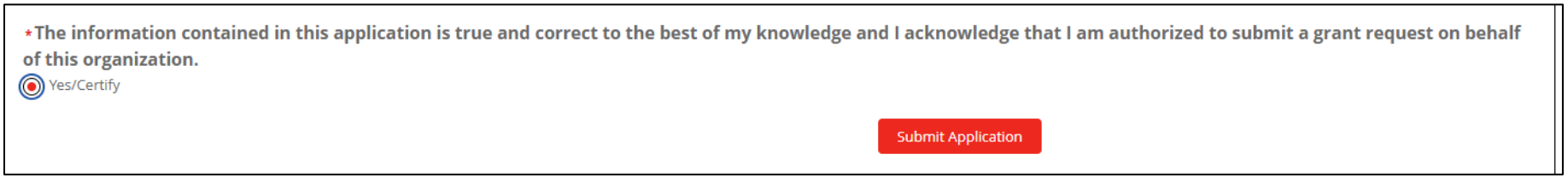

You will be asked one final time if you would like to submit your application.

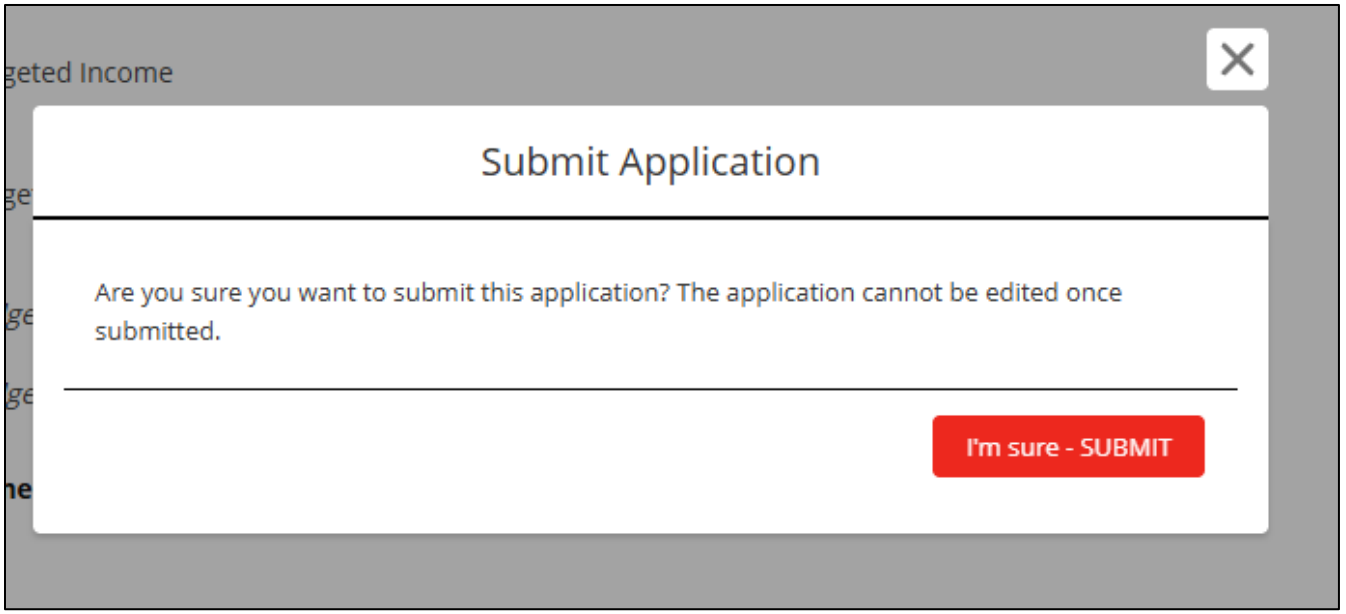

Once you have submitted your application, you will receive both on-screen confirmation and an email.

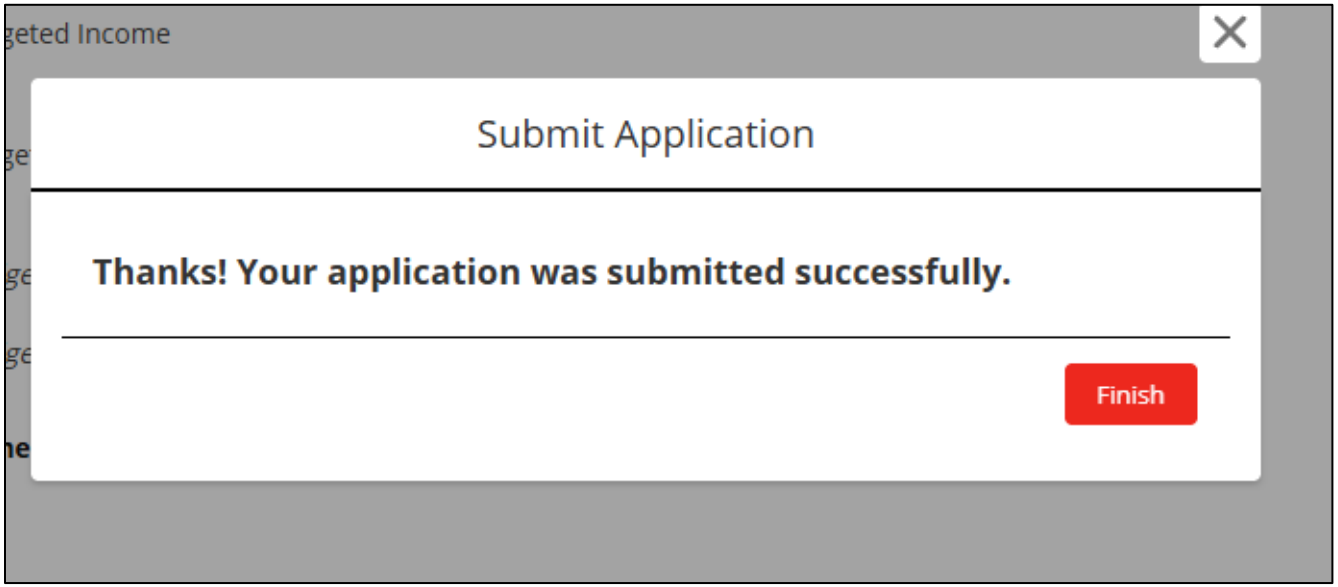

If you need assistance or have questions, please contact us at 303.293.2338 or info@anschutzfamily.org. We are more than happy to help! We look forward to learning more about your organization and the work you do in the community.